1 PAKETİ AÇINIZ

2 PAKETTEN ÇIKAN ÜRÜNLERİ KONTROL EDİNİZ

3 MAKİNENİN ARKA BAĞLANTILARINI YAPİNİZ.

4 SİSLEME HATTINİ OLUŞTURUN

5 FAN DUVAR APARATINI DUVARA TAKIN

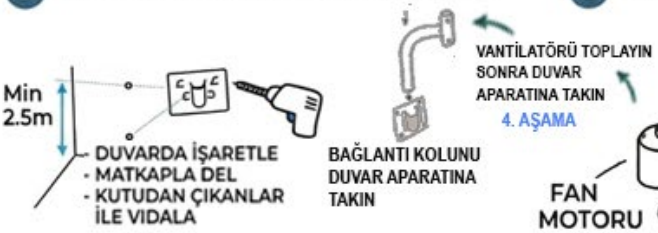

6 FAN PARÇALARINI MONTE EDİN

7 ÇEMBERİ VANTİLATÖRE TAKIN

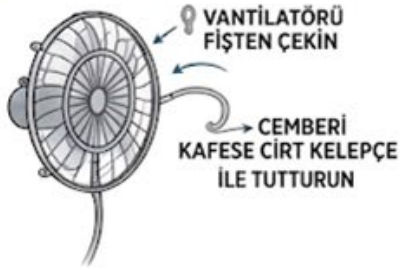

8 NOZULLARI ÇEMBERE EL GÜCÜ İLE TAKIN

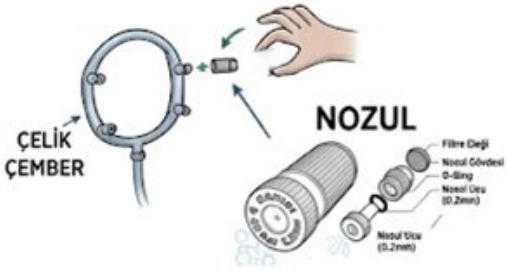

9 MAKİNEYİ FİŞE TAKIN VE DÜĞMESİNE BASIN

NOT: SU EMİŞİ GERÇEKLEŞENE KADAR MAKİNE UYARI VERİR VE BEKLEMEYE GEÇER. SU EMİŞİ OLANA KADAR BİRKAÇ KEZ AÇ-KAPAT YAPIN!